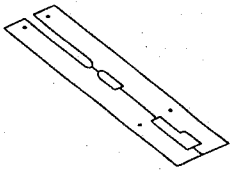


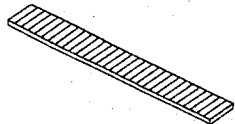
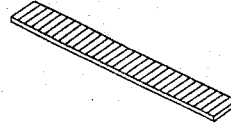
TABLE OF EXCHANGING PARTS


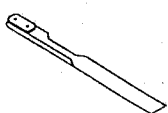
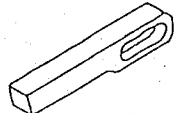
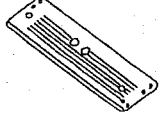
交換部品一覧表


1. MECHANISM COMPONENTS

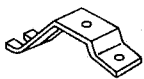
装置関係

Needle gauge 針幅 (mm)	Sewing table asm. 縫製テーブル (組)
	
8, 10, 12mm	185-59708
14, 16mm	185-59807
18, 20mm	185-59906

Selective part 選択部品	Rubber sole 身頃クランプゴム	
	Left 左	Light 右
Specification 仕様		
Standard 標準	G5109-119-A0G	G5110-119-A0G
For heavy-weight materials 厚物用	G5109-119-B0G	G5110-119-B0G

	Needle gauge 針 幅	Folding plate asm. 折込板 (組)	Folding plate stopper 折込板ストッパ [°] -	Flap base plate フラップ [°] ハ [°] - ス	Garment clamp plate asm. 身頃クランプ [°] (組)
					
Left 左	8, 10, 12, 14mm	168-21704	G5131-116-C00	168-21308	168-20904
	16, 18, 20mm	168-21902	G5131-116-D00	168-21506	168-21100
Light 右	8, 10, 12, 14mm	168-21803	G5130-116-C00	168-21407	168-21001
	16, 18, 20mm	168-22009	G5130-116-D00	168-21605	168-21209

Needle gauge 針 幅	8, 10mm	12mm	14, 16mm	18mm	20mm
Corner knife コーナーメス	166-07301(A-1)	166-07301(A-1)	166-07509(B-1)	166-07509(B-1)	166-07707(C-1)
	166-07400(A-2)	166-07400(A-2)	166-07608(B-2)	166-07608(B-2)	166-07806(C-2)
		166-07509(B-1)	166-07905(D-1)	166-07905(D-1)	166-08101(E-1)
		166-07608(B-2)	166-08002(D-2)	166-08002(D-2)	166-08200(E-2)
				166-08101(E-1)	
				166-08002(E-2)	

Needle gauge 針 幅 (mm)	Workpiece guide spring 生地ガイドバネ
	
8, 10, 12, 14mm	G5328-116-000
16, 18, 20mm	G5328-116-A00